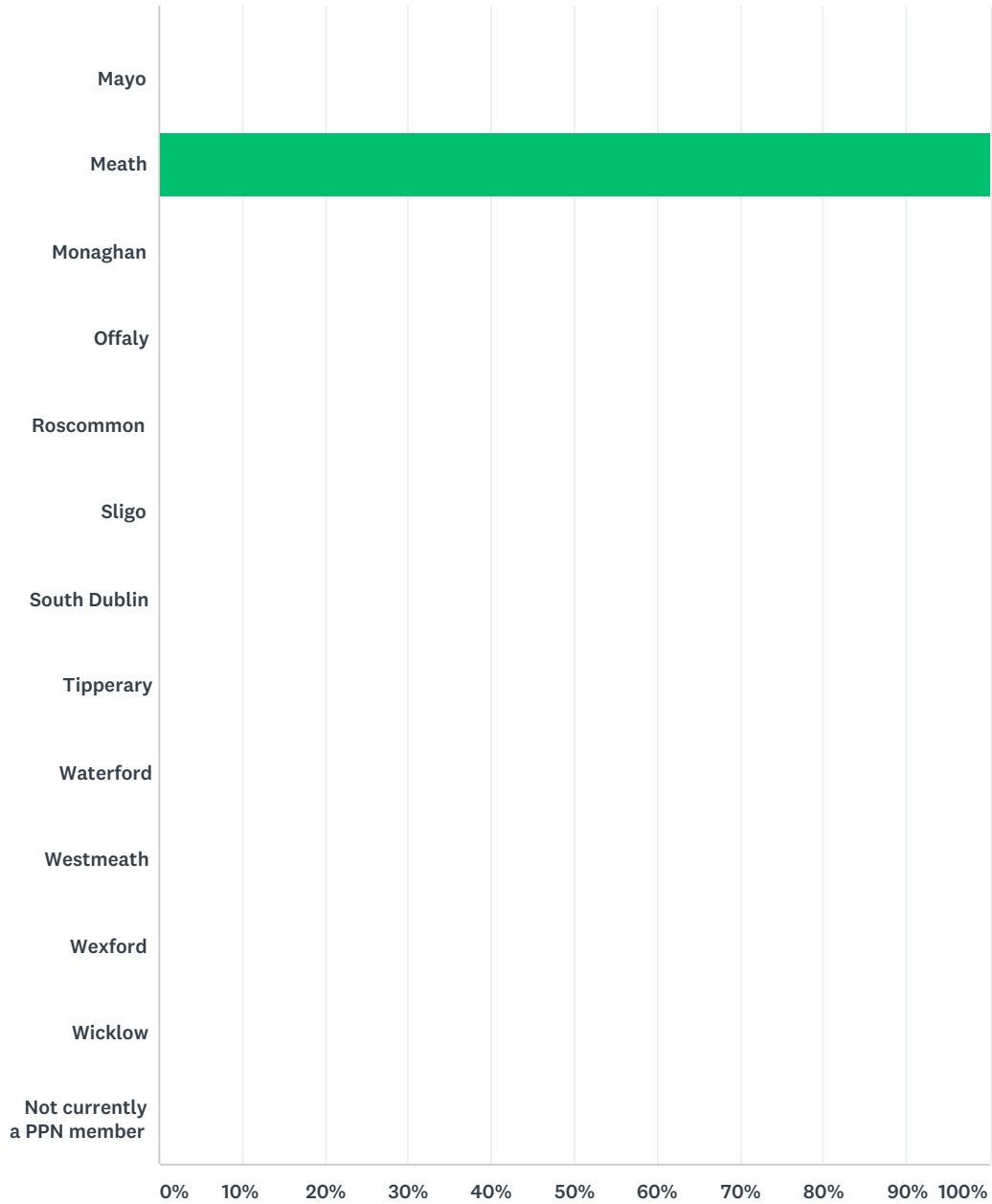


Q1 Which PPN do you belong to?

Answered: 104 Skipped: 0



PPN Community Insurance Impact Assessment



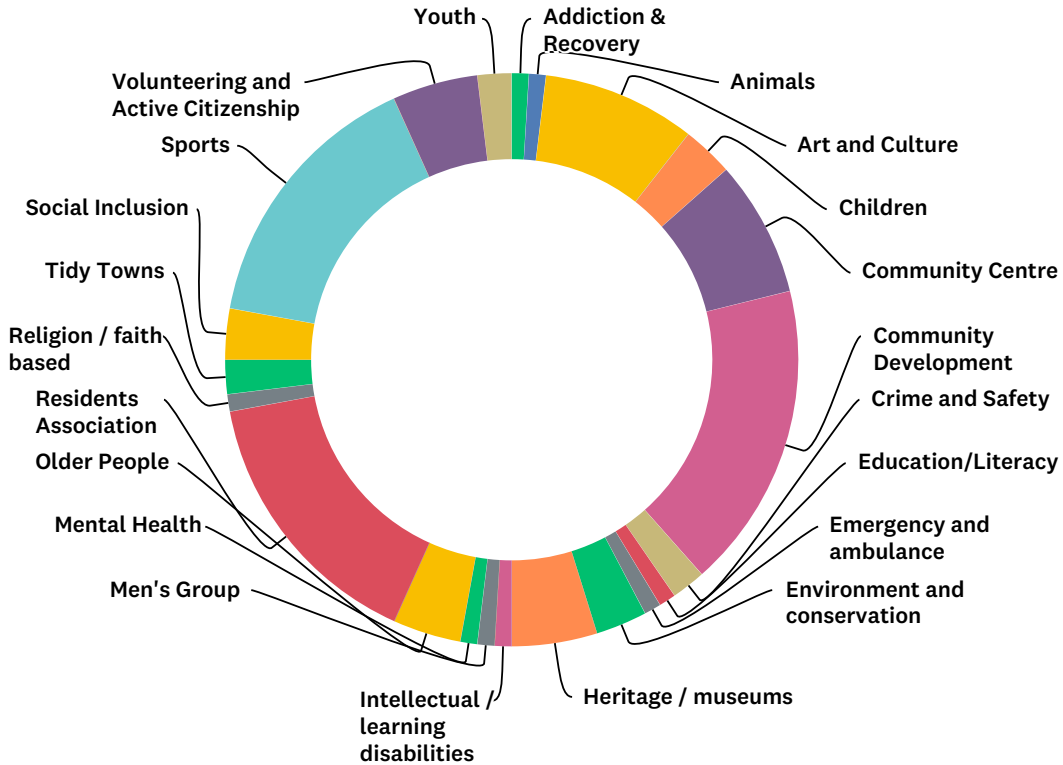
ANSWER CHOICES	RESPONSES
Carlow	0.00% 0
Cavan	0.00% 0
Clare	0.00% 0
Cork City	0.00% 0
Cork County	0.00% 0
Donegal	0.00% 0
Dublin City	0.00% 0
Dun Laoghaire Rathdown	0.00% 0
Fingal	0.00% 0

PPN Community Insurance Impact Assessment

Galway City	0.00%	0
Galway County	0.00%	0
Kerry	0.00%	0
Kildare	0.00%	0
Kilkenny	0.00%	0
Laois	0.00%	0
Leitrim	0.00%	0
Limerick	0.00%	0
Longford	0.00%	0
Louth	0.00%	0
Mayo	0.00%	0
Meath	100.00%	104
Monaghan	0.00%	0
Offaly	0.00%	0
Roscommon	0.00%	0
Sligo	0.00%	0
South Dublin	0.00%	0
Tipperary	0.00%	0
Waterford	0.00%	0
Westmeath	0.00%	0
Wexford	0.00%	0
Wicklow	0.00%	0
Not currently a PPN member	0.00%	0
TOTAL		104

Q2 What is the main cause of your group

Answered: 104 Skipped: 0



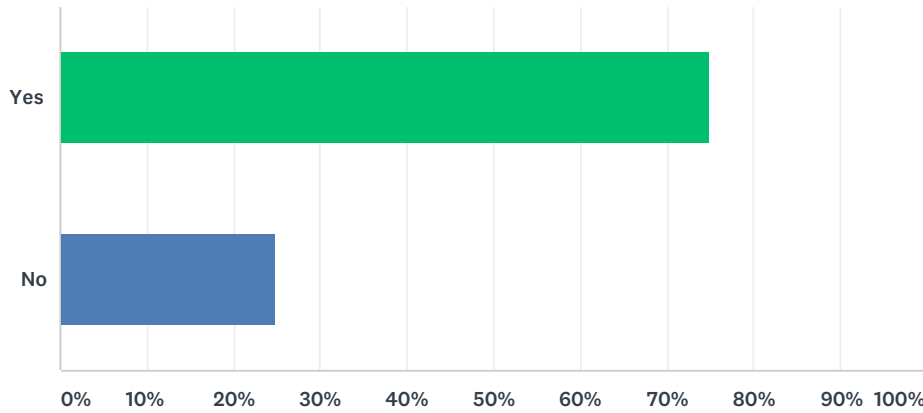
ANSWER CHOICES	RESPONSES	
Addiction & Recovery	0.96%	1
Animals	0.96%	1
Art and Culture	8.65%	9
Carers	0.00%	0
Children	2.88%	3
Community Centre	7.69%	8

PPN Community Insurance Impact Assessment

Community Development	17.31%	18
Crime and Safety	1.92%	2
Education/Literacy	0.96%	1
Emergency and ambulance	0.96%	1
Environment and conservation	2.88%	3
Families and parenting	0.00%	0
Hospitals /hospice/ health	0.00%	0
Homelessness and housing	0.00%	0
Heritage / museums	4.81%	5
Human rights and equality	0.00%	0
Intellectual / learning disabilities	0.96%	1
law / legal support	0.00%	0
LGBT	0.00%	0
Men's Group	0.96%	1
Mental Health	0.96%	1
Minority Groups	0.00%	0
Older People	3.85%	4
Overseas Aid	0.00%	0
Physical Disability	0.00%	0
Politics	0.00%	0
Prisoners	0.00%	0
Refugees / Asylum seekers	0.00%	0
Residents Association	15.38%	16
Religion / faith based	0.96%	1
Tidy Towns	1.92%	2
Sensory Impairment	0.00%	0
Social Inclusion	2.88%	3
Sports	15.38%	16
Unemployment	0.00%	0
Volunteering and Active Citizenship	4.81%	5
Women's Rights	0.00%	0
Youth	1.92%	2
TOTAL		104

Q3 Has the insurance premium for your community group increased over the last 3 years?

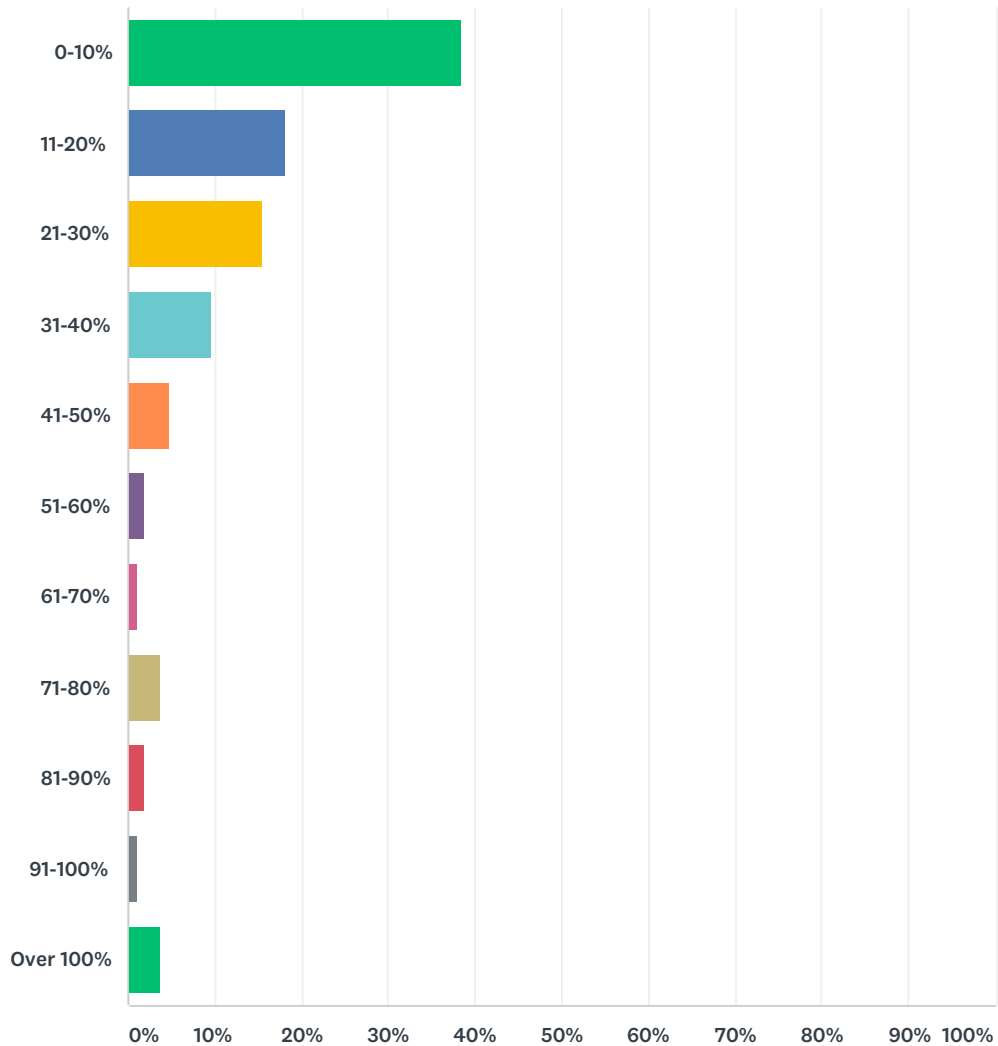
Answered: 104 Skipped: 0



ANSWER CHOICES	RESPONSES	
Yes	75.00%	78
No	25.00%	26
TOTAL		104

Q4 Can you give us an estimate of the percentage increase

Answered: 104 Skipped: 0



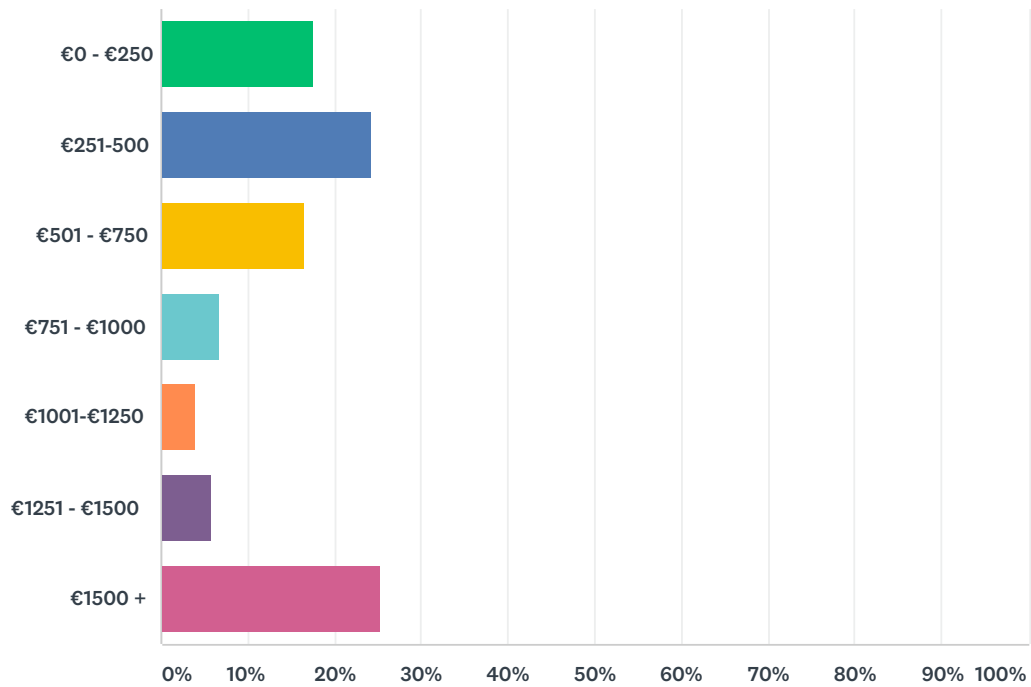
ANSWER CHOICES	RESPONSES	
0-10%	38.46%	40
11-20%	18.27%	19
21-30%	15.38%	16
31-40%	9.62%	10
41-50%	4.81%	5
51-60%	1.92%	2
61-70%	0.96%	1
71-80%	3.85%	4
81-90%	1.92%	2
91-100%	0.96%	1

PPN Community Insurance Impact Assessment

Over 100%	3.85%	4
TOTAL		104

Q5 Can you give us an estimate of the level of insurance your group pays per year

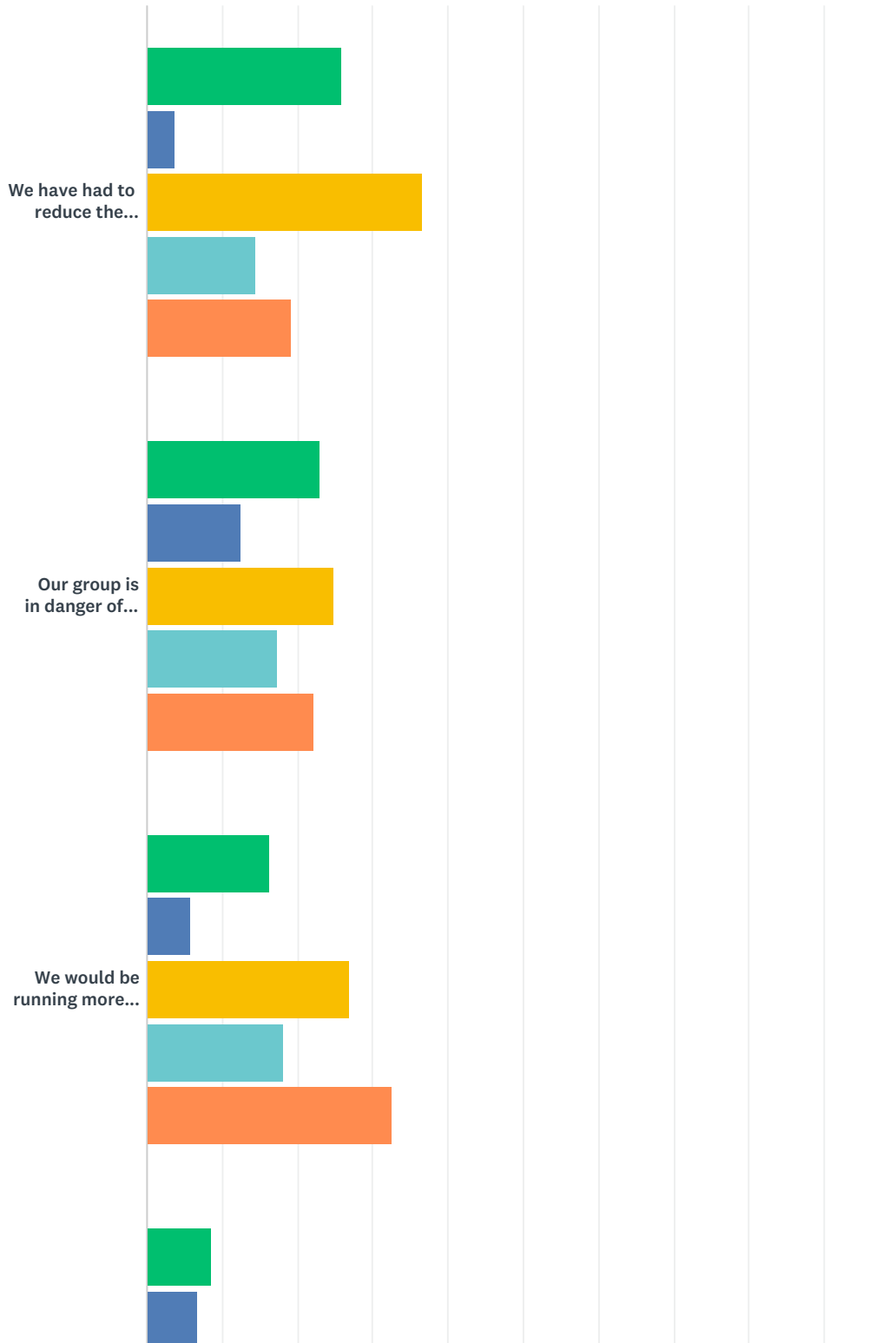
Answered: 103 Skipped: 1



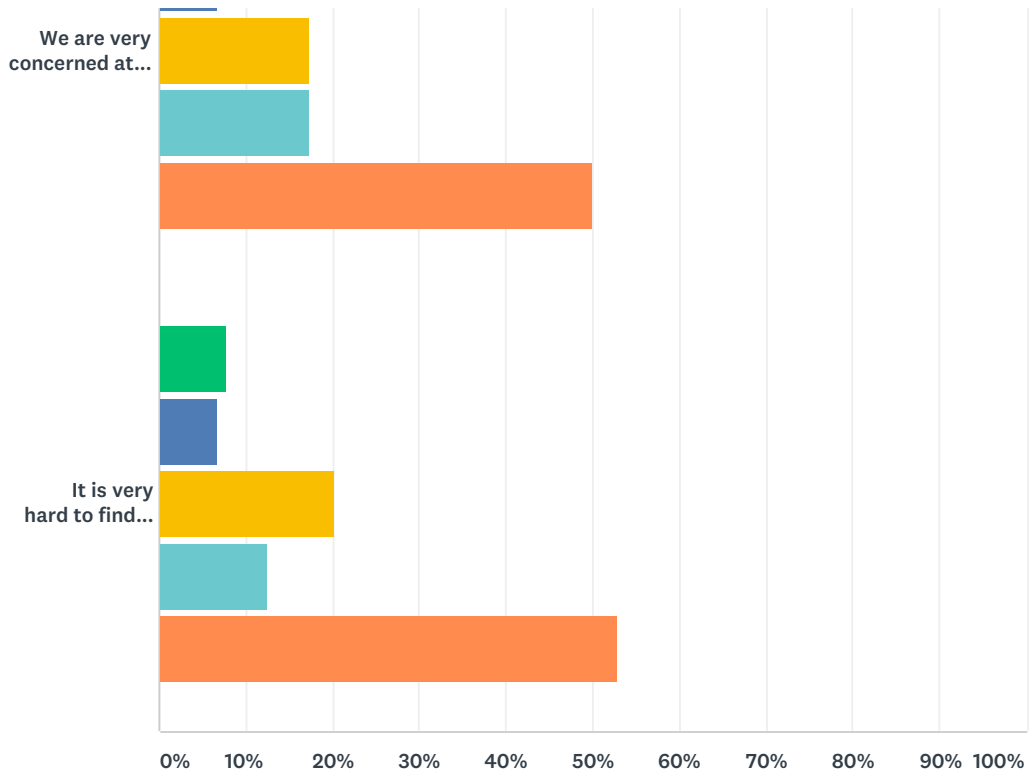
ANSWER CHOICES	RESPONSES	
€0 - €250	17.48%	18
€251-500	24.27%	25
€501 - €750	16.50%	17
€751 - €1000	6.80%	7
€1001-€1250	3.88%	4
€1251 - €1500	5.83%	6
€1500 +	25.24%	26
TOTAL		103

Q6 Here are some things other community group have said about the impact of increasing insurance on their group and the group's activities. How much would you agree or disagree that each of these statements would apply to your group.

Answered: 104 Skipped: 0



PPN Community Insurance Impact Assessment



■ Disagree Strongly ■ Disagree Slightly ■ Neither agree nor disagree
■ Agree Slightly ■ Agree Strongly

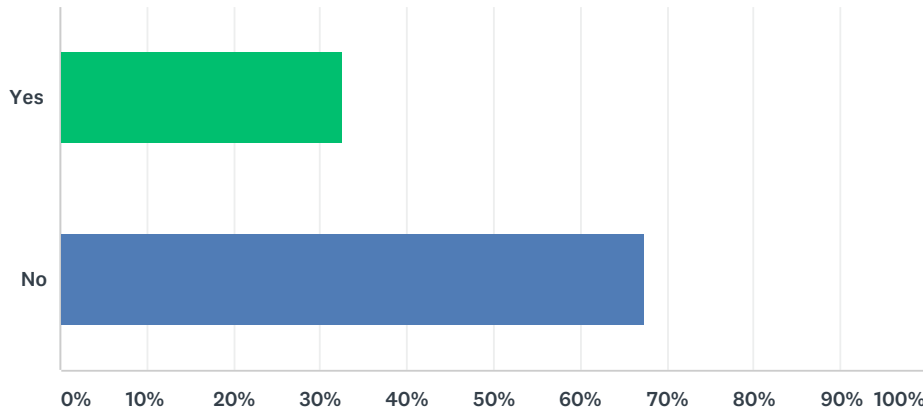
	DISAGREE STRONGLY	DISAGREE SLIGHTLY	NEITHER AGREE NOR DISAGREE	AGREE SLIGHTLY	AGREE STRONGLY	TOTAL
We have had to reduce the number and range of activities that our group can undertake	25.96% 27	3.85% 4	36.54% 38	14.42% 15	19.23% 20	104
Our group is in danger of stopping altogether if insurance costs continue to rise	23.08% 24	12.50% 13	25.00% 26	17.31% 18	22.12% 23	104
We would be running more events and activities and benefiting our community better if insurance costs had not risen	16.35% 17	5.77% 6	26.92% 28	18.27% 19	32.69% 34	104
We are very concerned at how we will fund these rising insurance costs going forward	8.65% 9	6.73% 7	17.31% 18	17.31% 18	50.00% 52	104
It is very hard to find funding streams that will cover insurance costs	7.69% 8	6.73% 7	20.19% 21	12.50% 13	52.88% 55	104

Q7 Can you give us any specific examples as to how your group and it's core activities have been affected by rising insurance costs and if this has impacted your local community.

Answered: 92 Skipped: 12

Q8 Have you ever undertaken a risk assessment of your organisation to try and reduce insurance costs?

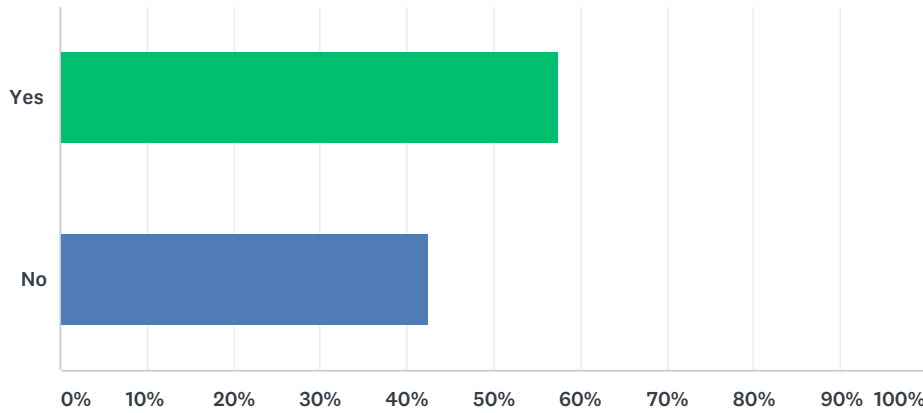
Answered: 104 Skipped: 0



ANSWER CHOICES	RESPONSES	
Yes	32.69%	34
No	67.31%	70
TOTAL		104

Q9 If no, would you be interested in undertaking training to support you to conduct a risk assessment?

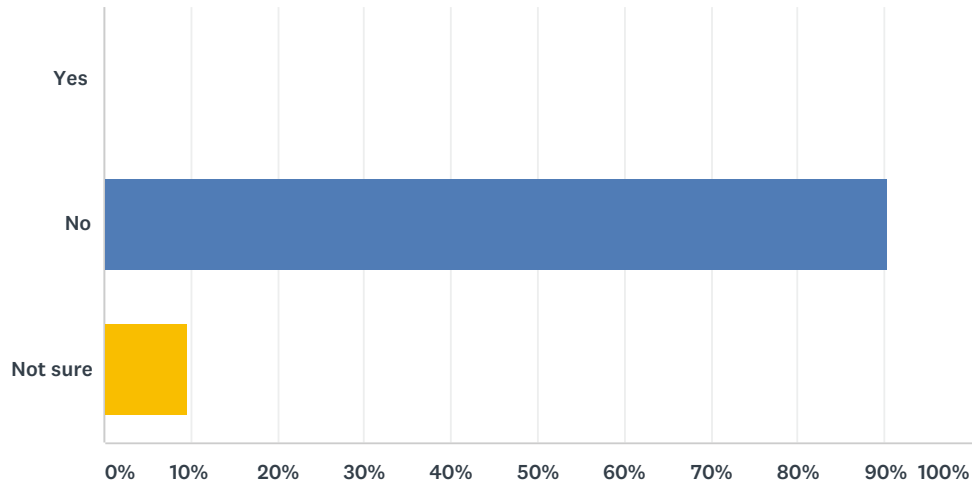
Answered: 92 Skipped: 12



ANSWER CHOICES	RESPONSES	
Yes	57.61%	53
No	42.39%	39
TOTAL		92

Q10 Do you think the government is doing enough to try and tackle rising insurance costs?

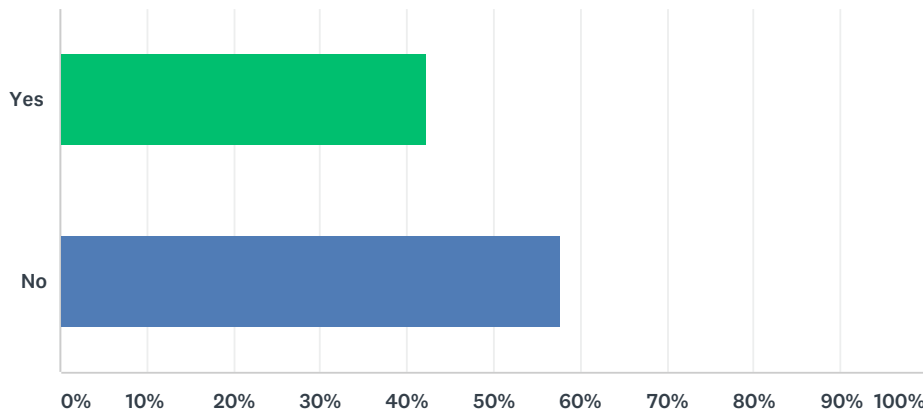
Answered: 104 Skipped: 0



ANSWER CHOICES	RESPONSES	
Yes	0.00%	0
No	90.38%	94
Not sure	9.62%	10
TOTAL		104

Q11 Does your group have a premises included in your insurance (ie a community centre, hall etc)?

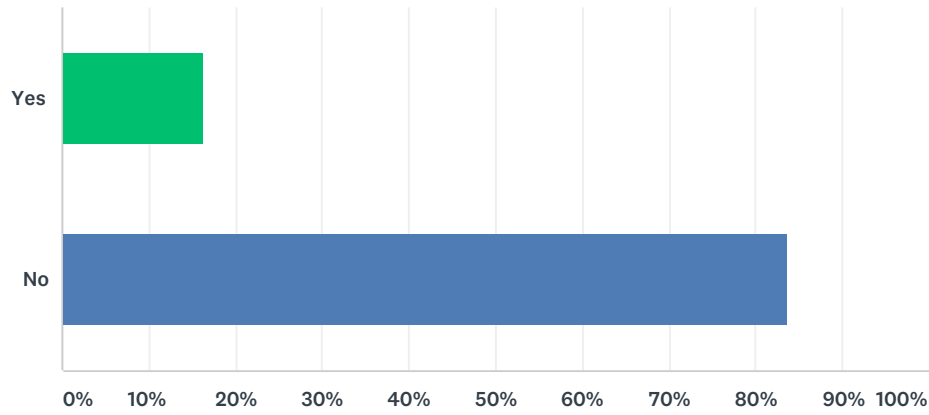
Answered: 104 Skipped: 0



ANSWER CHOICES	RESPONSES	
Yes	42.31%	44
No	57.69%	60
TOTAL		104

Q12 Does your group/organisation have any paid employees?

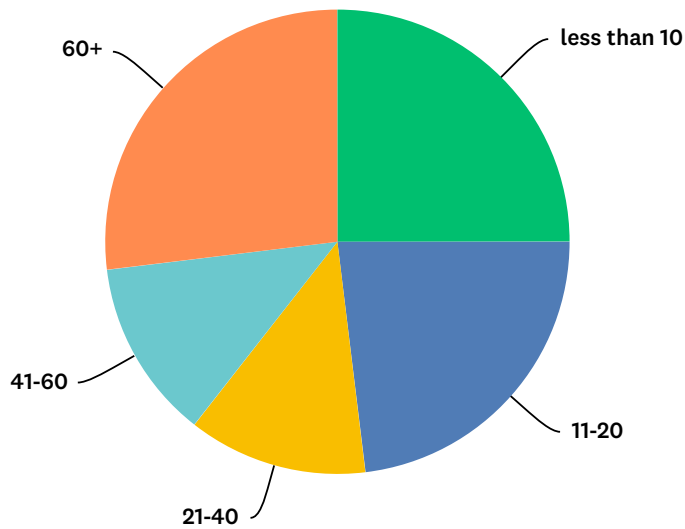
Answered: 104 Skipped: 0



ANSWER CHOICES	RESPONSES	
Yes	16.35%	17
No	83.65%	87
TOTAL		104

Q13 How many members does your group have?

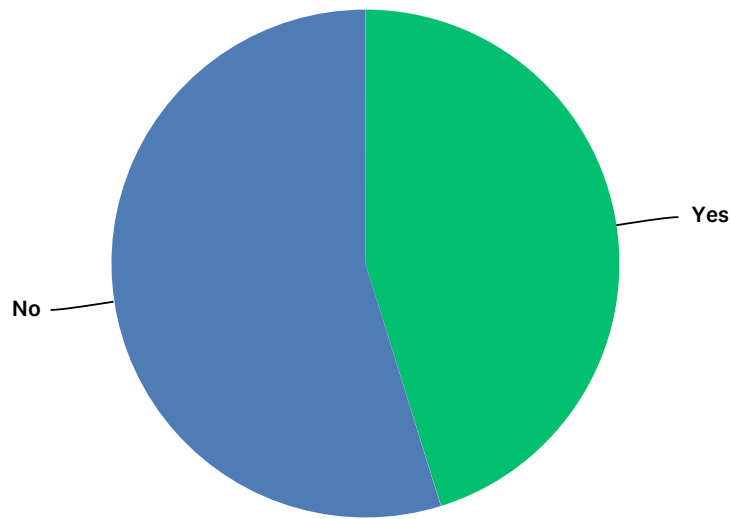
Answered: 104 Skipped: 0



ANSWER CHOICES	RESPONSES	
less than 10	25.00%	26
11-20	23.08%	24
21-40	12.50%	13
41-60	12.50%	13
60+	26.92%	28
TOTAL		104

Q14 Is your group a member of a national umbrella group?

Answered: 104 Skipped: 0



ANSWER CHOICES	RESPONSES	
Yes	45.19%	47
No	54.81%	57
TOTAL		104